

Domestic Catalogue

Solutions
for all
situations

Select from a large range of fencing options to add
finesse to your home.

Class - Sophistication - Versatility
the perfect ingredient to love living outdoors.

Domestic

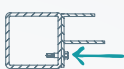


Aluminium Slat System

Solutions
for all
situations

Class - Sophistication - Versatility the
perfect ingredient to
love living outdoors.

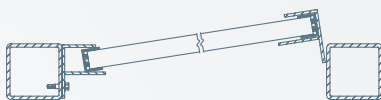
EASY TO INSTALL



Step 1 - Screw 'F' section to post as indicated at one end only.



Step 3 - Fasten 'F' section to post.



Step 2 - Slide 'F' onto other end of panel and pivot into place



Step 4 - Screw fasteners into the back (long side) of the 'F' section once you have set your panel at finished height.

BENEFITS OF QUALITY FENCING

- **"Made to fit"** - We can manufacture to your unique circumstances so you don't have to 'make do'. Height, spacings, colours, angles, gate options and accessories – it's your choice!
- **Strong & Durable Aluminium** also available in steel
- **Easy Install System** for even the newest DIYer to have the respect from all who admire your new fence.
- **Time Saver** – with little to no maintenance to keep your fence looking like new, enjoy your weekends living life.
- **5 stage pre treatment** – our unique cromate pre treatment manufacturing process ensures a superior finish for your fence, so it will stand the test of time.
- **Full range of premium powder coated colours** – from traditional to modern colours to suit your home.
- **Full range of accessories** – gates, letter boxes, latches and automation available to complete your project in style.
- **Built to last** – will not crack, splinter, warp, shrink, twist or delaminate. It really is superior for longer.
- **Gates to match** - pedestrian, double entry, swing, sliding and automation available.

SPACING



10mm spacing
Privacy



16mm spacing
Air flow



30mm spacing
Visibility

Standard heights	900mm, 1200mm, 1500mm, 1800mm
Slat size	65mm x 16mm
Slat spacing	10mm, 16mm, 30mm
Gates available	Pedestrian, Double Entry, Swing, Sliding & Automation
Accessories available	Letterboxes, Latches, Posts

SPECIFICATIONS



Domestic Range

Tubular Fencing

The style and elegance of heritage tubular fencing adds finesse to your home, a feature that will turn heads.

Solutions
for all
situations



- Over 16 design styles to choose from
- Standard Panel heights – 900mm, 1200mm, 1500mm or 1800mm
- Standard Panel length - 2400mm, 2500mm
- All of our tubular fencing can be manufactured to comply with building and current pool safety regulations.
- Gates to match - pedestrian, double entry, swing, sliding and automation available.


STYLES



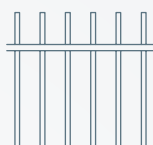
Pottery




QEO



LaTrobe



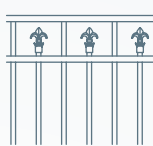
Mitchell



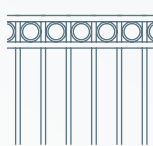
Truscott



Shamrock



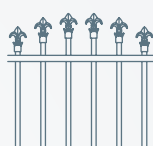
Jordan



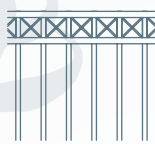
Pall Mall



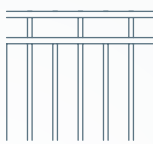
Cooper



Cathedral



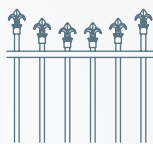
Diamond Hill



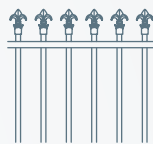
Deborah



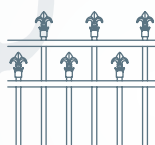
Sandhurst




Canterbury



Weeroona



Samuel



New Chum



SPJ15/1



Cardinal/1



CA3C/4



SPU33/2



SPM83/3



SPW33/2



Spike/2

SPEAR OPTIONS



Domestic Range

Budget Pool Fencing

Quality steel Fencing

Designed and manufactured for the budget conscious our steel "budget" panels and gates are pool safety compliant (Australian Standards AS 1926.1 for pool fencing).

Solutions
for all
situations



POSTS

Standard Posts:

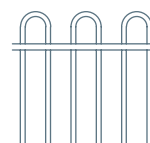
- 50x50x1800mm posts powdercoated black with caps
- 50x50x2100mm Posts powdercoated black with caps

Other Post options:

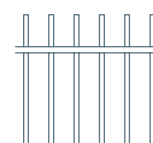
Large selections of steel posts are available in custom sizes and lengths upon request

SPECIFICATIONS

Height	1200mm
Panel length	2400mm only
Colour options	Black only
Rail Size	38x25 rails
Uprights	19mm round
Upright centres	103mm
Gates available	Pedestrian and pool access gates, 1m between posts
Accessories available	Pool safety latch




Pottery



Mitchell

available styles



Domestic Range

Mesh Fencing

Cost Effective and Practical

Solutions
for all
situations



GARDEN PANELS

Available in 910mm, 1220mm, 1520mm and 1820mm panel heights.
Wires – spaced 50mm x 150mm.
Panels 2405 long



JACARANDA PANELS

- Available in 910mm and 1220mm panel heights.
- 5mm wires – spaced 75mm x 150mm.
- Panels 2405 Long



Available in our Powdercoating range or a Galvanised finish




WATTLE PANELS

- Available in 1270mm and 1520mm panel heights.
Roll top and bottom.
- 8mm wires – spaced 75mm.
 - Panels 2405 Long
 - Passes pool safety regulations when installed as per current local council requirements. Economical



BANKSIA PANELS

- Available in 910mm and 1210mm panel heights.
- Roll top and bottom.
- 5mm wires – spaced 75mm.
- Panels 2405 Long



ACACIA PANELS

- Available in 910mm, 1210mm & 1810mm panel heights.
- Roll top and bottom.
- 5mm wires – spaced 75mm x 50mm.
- Panels 2405 Long



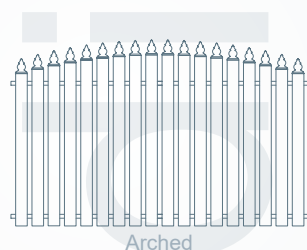
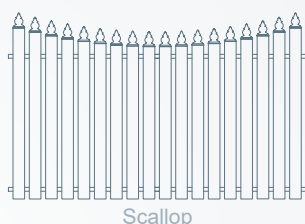

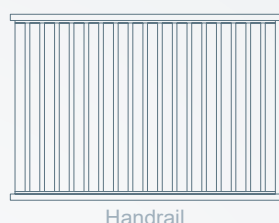
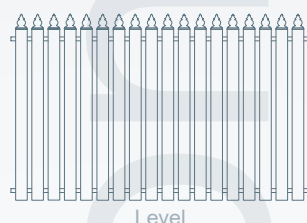
Domestic Range

Aluminium & Steel Pickets

Solutions
for all
situations



PICKET STYLES



ALUMINIUM & STEEL PICKET HEAD OPTIONS



STEEL ONLY PICKET HEAD OPTIONS



SPECIFICATIONS

Standard heights	900mm, 1200mm, 1500mm, 1800mm
------------------	-------------------------------

Picket size steel	75mm x 16mm
-------------------	-------------

Picket size aluminium	65mm x 16mm
-----------------------	-------------

Picket profile - steel	
------------------------	---

Picket profile - aluminium	
----------------------------	---

Mounting rail size	
Steel	30mm x 30mm
Aluminium	40mm x 40mm

Picket spacing	30mm
----------------	------

Gates available	Pedestrian, Double Entry, Swing, Sliding & Automation
-----------------	---

Plinth size	150mm x 65mm C section
-------------	------------------------

Accessories available	Letterboxes, Latches, Posts, Caps
-----------------------	-----------------------------------

PICKET DESIGN SPECIFICATIONS

Standard heights - 900mm, 1200mm, 1500mm and 1800mm.

- **"Made to fit"** - We can manufacture to your unique circumstances so you don't have to 'make do'. Height, spacings, colours, angles, gate options and accessories – it's your choice!
- **Square edge aluminium tube** is 65mm x 16mm, a 40mm x 40mm mounting rail and a 30mm gap between the pickets
- **Rounded edge steel tube** is 75mm x 16mm, a 30mm x 30mm mounting rail and 30mm gap between pickets
- **Plinth** - 150mm x 65mm powder coated C- section plinth for practical and decorative purposes.
- **Full range of accessories** – gates, letter boxes, latches and automation available to complete your project in style.
- **Full range of premium powder coated colours** – from traditional to modern colours to suit your home.
- **Made from strong and durable Aluminium and steel**




Domestic Range

Louvre Screens

Looking for something a little bit different?

Solutions
for all
situations




BENEFITS OF QUALITY FENCING

- **"Made to fit"** - We can manufacture to your unique circumstances so you don't have to 'make do'. Height, spacings, colours, angles, gate options and accessories – it's your choice!
- **Strong & Durable Aluminium** also available in steel
- **Easy Install System** for even the newest DIYer to have the respect from all who admire your new fence.
- **Time Saver** – with little to no maintenance to keep your fence looking like new, enjoy your weekends living life.
- **5 stage pre treatment** – our unique cromate pre treatment manufacturing process ensures a superior finish for your fence, so it will stand the test of time.
- **Full range of premium powder coated colours** – from traditional to modern colours to suit your home.
- **Full range of accessories** – gates, letter boxes, latches and automation available to complete your project in style.
- **Built to last** – will not crack, splinter, warp, shrink, twist or delaminate. It really is superior for longer.
- **Gates to match** - pedestrian, double entry, swing, sliding and automation available.

SPACING


30mm spacing
65mm x 16mm louvres


40mm spacing
65mm x 16mm louvres


50mm spacing
100mm x 16mm louvres

SPECIFICATIONS

Standard heights	900mm, 1200mm, 1500mm, 1800mm
Louvre size	100mm x 16mm, 65mm x 16mm
Louvre spacing	100mm Louvres - 50mm 65mm Louvres - 30 & 40mm
Gates available	Pedestrian, Double Entry, Swing, Sliding & Automation



Domestic Range

Dublin

Modern, Edgy, Striking - Create an impressive entry to your home.

Solutions
for all
situations

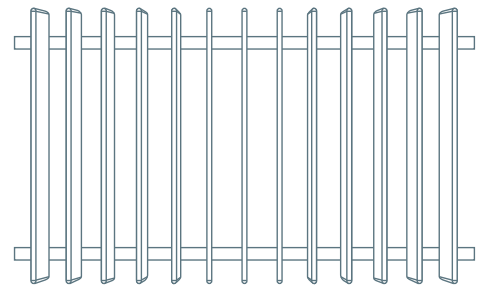


DUBLIN DESIGN SPECIFICATIONS

- **Standard heights** - 900mm, 1200mm, 1500mm and 1800mm.
- **"Made to fit"** - We can manufacture to your unique circumstances so you don't have to 'make do'. Height, spacings, colours, angles, gate options and accessories – it's your choice!
- **Square edge aluminium tube** is 65mm x 16mm, a 40mm x 40mm mounting rail and a 85mm gap between blades.
- **5 stage pre treatment** – our unique cromate pre treatment manufacturing process ensures a superior finish for your fence, so it will stand the test of time.
- **Full range of accessories** – gates, letter boxes, latches and automation available to complete your project in style.
- **Full range of premium powder coated colours** – from traditional to modern colours to suit your home.
- **Made from strong and durable Aluminium.**
- **Time Saver** – with little to no maintenance to keep your fence looking like new, enjoy your weekends living life.

SPECIFICATIONS

Standard heights	900mm, 1200mm, 1500mm, 1800mm
Upright dimensions	65mm x 16mm with flat aluminium cap
Mounting rail size	40mm x 40mm
Blade spacing	85mm
Gates available	Pedestrian, Double Entry, Swing, Sliding & Automation
Accessories available	Letterboxes, Posts, Upgraded Locks & Latches



Domestic Range

Heritage Fencing

Looking for something more traditional?

Solutions
for all
situations



Let your house be the best dressed. Heritage fencing continues with tradition of a Federation style property. The fencing panels are perfect for D.I.Y installation.

Available in galvanised or powder coated finishes.

BENEFITS OF QUALITY FENCING

- **"Made to fit"** - We can manufacture to your unique circumstances so you don't have to 'make do'.
- **Strong & Durable** steel fencing
- **Easy Install System** for even the newest DIYer to have the respect from all who admire your new fence.
- **Time Saver** – with little to no maintenance to keep your fence looking like new, enjoy your weekends living life.
- **Full range of premium powder coated colours** – from traditional to modern colours to suit your home.
- **Built to last** – will not crack, splinter, warp, shrink, twist or delaminate. It really is superior for longer.
- **Gates to match** - pedestrian, double entry, swing, sliding and automation available.



SPECIFICATIONS

Standard Height: 1100mm

Standard Panel Length: 2400mm

Woven Wire: 4mm Single Loop

Gates Available :
Single, double, swing or sliding.

Accessories: Posts, caps, fittings

AUTOMATION



Single or double

Swing or Sliding Solar

or Electric options





Domestic Range

Replica Sunshine Gates

Solutions
for all
situations



- All joints are cast iron and silicon bronze welded with gal tube
- Standard gate height– 1100mm
- Standard length - 1.2m, 1.8m, 3.0m ,3.6m, 4.2m



- **Accessories** – hinges are adjustable and come with grease nipples and coloured to match.
- **Full range of powder coated colours** – Heritage and colour bond colours available.
- Gates are primed then powdercoated



www.allfarmgates.com.au 0358 317889

Domestic Range

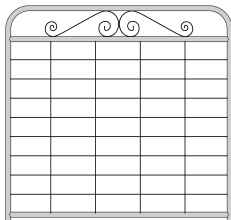
Decorative Gates

Solutions
for all
situations




- Standard gate heights– 1150mm
- Standard length - 865mm - 4200mm
- All of our decorative gates can be made to your specific length
- Gates are made either double or single entry


STYLES



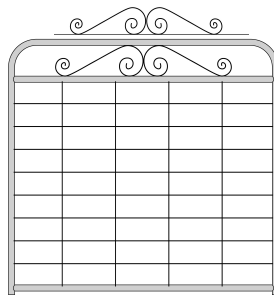
Standard



Scroll topper



Triple



Double

- **Accessories** – hinges and latches available to complete your project .
- **Full range of powder coated colours** –from traditional to modern colours to suit your home.
- **Made from strong and durable 33mm galvanised pipe.**
- **Cladding** -
 - 100 x 250mm mesh
 - 100 x 50mm mesh
 - 50 x 50mm mesh
 - Chainmesh
 - Heritage wire



Domestic Range

Solutions
for all
situations

Sliding Gate Opener- solar & electric

One of the most user friendly gate operators on the market.
Featuring pedestrian mode, locking box and adjustable auto close.
Available in both solar and 240 volt options.



Features and Specifications

- 16v Motor
- Auto Close 1 sec - 30minutes
- Lockable lid
- Easy learning
- Pedestrian mode
- Motor Power: 120 watts
- Max speed: 25 mtr/ minute
- Soft start and stop
- Collision sensing

Kit Inclusions

- Sliding Gate Motor
- Base Plate
- 2 Release keys
- Control panel
- Solar Panel (specific model)
- On board regulator (solar)
- Outdoor transformer (electric only)
- Build in receiver
- 4m nylon racking
- 2 Rolling code remotes
- Battery to suit model

Optional Extras

- Visitor push button
- Keypads
- Long range option
- Intercom- wireless 150m
- Safety beams
- GSM unit
- Aluminum Track
- Wheels, Catcher, Stop
- Guide & rollers
- Slide guide /block



Domestic Range

Solutions
for all
situations

Swing Gate Opener- solar & electric

A high grade stainless steel, slimline swing gate opener.

Available in single or double kits.

One of the most user friendly gate operators on the market. Featuring auto closing, soft stopping, self learning and integrated obstruction sensor.

Available in both solar and 240 volt options.



Features and Specifications

- 439 Stainless Steel Actuator
- 16v Motor
- Auto Close
- Solar or Electric kits
- Soft stopping
- 45 watt Solar Panel (10m cable)
- Collision Sensing
- Motor Power: 80watts
- Self Learning
- Energy Efficient (up to 14 days standby)

Kit Inclusions

- 1x Outdoor control box
- 1x 45 watt solar panel with 10m cable
- 1x PWM regulator
- 2x Release keys
- 1x Control Panel
- 1x Caution Sign
- 2x Remotes
- 1x Bracket Kit
- 1x Gate Stop
- 1x 12v 14ah Battery
- Not suitable for enclosed or colour bond gates
- Max gate length 4.2m at 100kg

Optional Extras

- Round Gate bracket
- Round Post bracket
- Push to open bracket
- Long range receiver
- Keypad - wired
- Keypad - wireless
- Push Button - wired
- 12v Battery charger



Domestic Range

OUTDOORS



Portable Fire Pit - Not allowed a fire on the ground?

- 500mm x 400mm
- Made from heavy duty 4mm steel
- Easy to assemble only four pieces
- Convenient carry bag
- No mess in your vehicle



Animal Enclosure- Keep your animals safe

- 1800mm x 1800mm x 3000mm
- Easy to assemble
- Attractive black finish
- Graduating mesh
- Can be extended with ease



Hay Bale Bag - No more mess

- Suits small hay bale
- 580mm x 370mm x 1140mm
- Heavy duty
- No more hay in your vehicle
- Great for travelling



Solutions
for all
situations

All Farm Gates

16 Carroll Road, Shepparton East 3631

0358 317889

enquiries@allfarmgates.com.au

Domestic

