

Tubular Fencing

The style and elegance of heritage tubular fencing adds finesse to your home, a feature that will turn heads.

Solutions
for all
situations



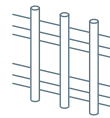
Solutions
for all
situations

Tubular Fencing

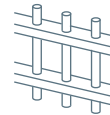
The style and elegance of heritage tubular fencing adds finesse to your home, a feature that will turn heads. With over 16 styles in our tubular range to choose from you are sure to find a quality fencing solution to complete your project. Modern, traditional, security conscious – we've got you covered. All manufactured with Australian materials to ensure the quality of your new fence.

- Over 16 design styles to choose from
- Standard Panel heights – 900mm, 1200mm, 1500mm or 1800m
- Standard Panel length - 2500mm
- All of our tubular fencing can be manufactured to comply with building and current pool safety regulations.
- Gates to match - pedestrian, double entry, swing, sliding and automation available.
- Choice of "weld on front" or "punch through rail" available so you can have the attention to detail to create the look you want.

Weld on
front




Punch
through
rail



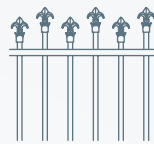
STYLES



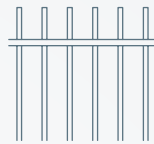
Pottery



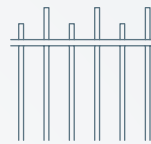
QEO



LaTrobe



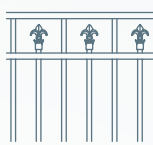
Mitchell



Truscott



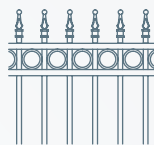
Shamrock



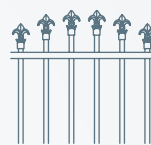
Jordan



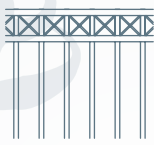
Pall Mall



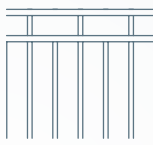
Cooper



Cathedral



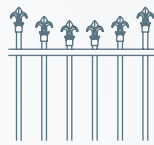
Diamond Hill



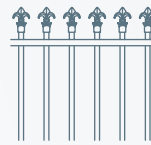
Deborah



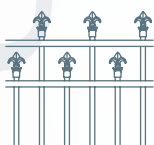
Sandhurst




Canterbury



Weeroona



Samuel



New Chum

SPEAR OPTIONS



SPJ15/1



Cardinal/1



SPW33/2



Spike/2



SPU33/2



SPM83/3



CA3C/4